



RT670(6V7.0Ah)

Specification

Cells Per Unit	3
Voltage Per Unit	6
Nominal Capacity	7.0Ah@20hour-rate to 1.75V per cell @25°C
Weight	Approx. 1.00 Kg (Tolerance ±5.0%)
Internal Resistance	Approx. 15 mΩ
Terminal	F2
Max. Discharge Current	70A (5 sec)
Short Circuit Current	350A
Design Life	6~8 years (Float charging)
Max. Charging Current	2.10 A
Reference Capacity	C3 5.42AH C5 6.11AH C10 6.54AH C20 7.00AH
Standby Use Voltage	6.85 V~6.94 V @ 25°C Temperature Compensation: -3mV/°C/Cell
Cycle Use Voltage	7.30 V~7.40 V @ 25°C Temperature Compensation: -4mV/°C/Cell
Operating Temperature Range	Discharge: -20°C~60°C Charge: -20°C~60°C Storage: -20°C~60°C
Normal Operating Temperature Range	25°C ±5°C
Self Discharge	RITAR Valve Regulated Lead Acid (VRLA) batteries can be stored for up to 6 months at 25°C and then recharging is recommended. Monthly Self-discharge ratio is less than 3% at 25°C. Please charge batteries before using.
Container Material	A.B.S. UL94-HB, UL94-V0 Optional.



RT series is a general purpose battery with 6~8 years design life in float service. It meets with IEC, JIS, BS, GB/T and YD/T standards. With advanced AGM valve regulated technology and high purity raw material, the RT series battery maintains high consistency for better performance and reliable standby service life. It is suitable for UPS/EPS, medical equipment, emergency light and security system applications.



ISO 9001



ISO 14001



OHSAS 18001

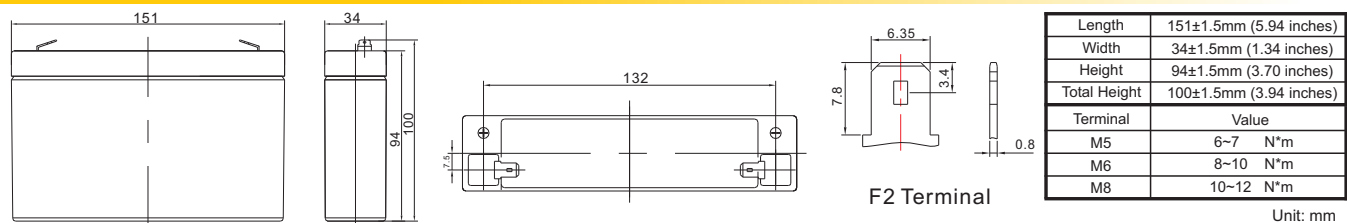


MH 28539



G4M20206-0910-E-16

Dimensions



Constant Current Discharge Characteristics : A (25°C)

F.V/Time	5MIN	10MIN	15MIN	30MIN	1HR	2HR	3HR	4HR	5HR	8HR	10HR	20HR
1.60V	26.56	18.77	13.57	7.793	4.277	2.626	1.974	1.594	1.320	0.850	0.690	0.364
1.65V	24.70	17.74	12.97	7.482	4.130	2.542	1.913	1.551	1.286	0.840	0.682	0.359
1.70V	22.28	16.33	12.15	7.151	3.996	2.458	1.861	1.508	1.253	0.827	0.672	0.354
1.75V	19.96	14.95	11.31	6.835	3.850	2.372	1.806	1.470	1.221	0.816	0.663	0.350
1.80V	17.53	13.53	10.44	6.533	3.703	2.288	1.750	1.428	1.190	0.802	0.654	0.347
1.85V	13.91	11.06	8.663	5.627	3.321	2.096	1.618	1.327	1.109	0.753	0.616	0.329

Constant Power Discharge Characteristics : WPC (25°C)

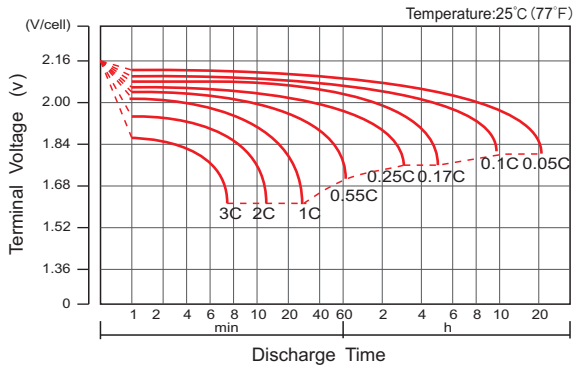
F.V/Time	5MIN	10MIN	15MIN	30MIN	1HR	2HR	3HR	4HR	5HR	8HR	10HR	20HR
1.60V	44.03	31.91	23.72	14.15	8.037	4.977	3.770	3.060	2.545	1.660	1.357	0.718
1.65V	41.42	30.73	23.01	13.73	7.806	4.841	3.669	2.988	2.489	1.645	1.342	0.707
1.70V	38.22	28.81	21.88	13.26	7.599	4.708	3.585	2.918	2.432	1.623	1.324	0.700
1.75V	35.00	26.85	20.65	12.80	7.366	4.564	3.493	2.854	2.379	1.604	1.308	0.692
1.80V	31.39	24.73	19.34	12.36	7.125	4.423	3.398	2.782	2.326	1.580	1.293	0.686
1.85V	25.44	20.57	16.28	10.75	6.430	4.075	3.156	2.595	2.176	1.487	1.219	0.652

(Note) The above characteristics data are average values obtained within three charge/discharge cycle not the minimum values. The battery must be fully charged before the capacity test. The C₂₀ should reach 95% after the first cycle and 100% after the third cycle.

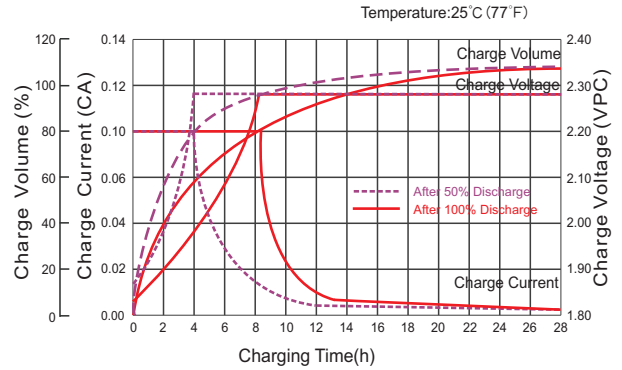
RT670(6V7.0Ah)



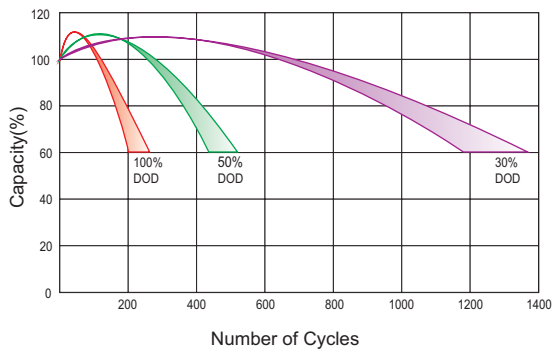
Discharge Characteristics Curve



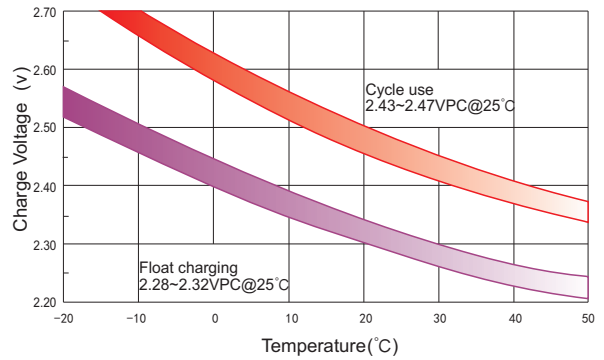
Charge Characteristic Curve For Standby Use



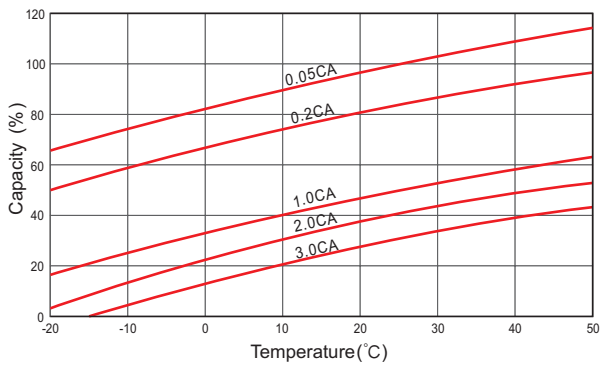
Cycle Life In Relation To Depth Of Discharge



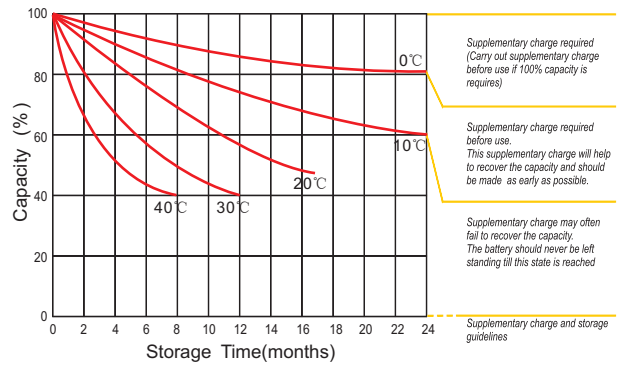
Relationship Between Charging Voltage And Temperature



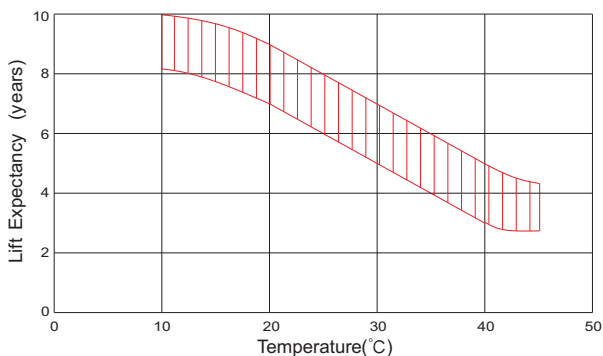
Temperature Effects On Capacity



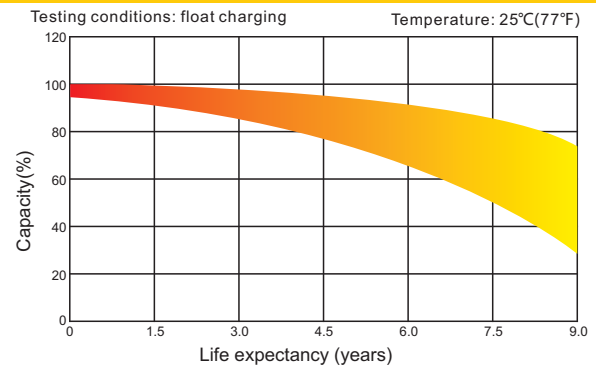
Storage Characteristics



Effect Of Temperature On Long Term Life



Life Characteristics Of Standby Use



(Note) All above information shall be changed without prior notice, Ritar reserves the right to explain and update the latest information.