

OPzV2-1000(2V1000Ah)

RITAR®

Ritar OPzV series is Valve Regulated Lead Acid battery that adopts immobilized GEL and Tubular Plate technology to offer high reliability and performance. The Battery is designed and manufactured according to DIN standards and with die-casting positive grid and patented formula of active material OPzV series exceeds DIN standard values with more than 20 years floating design life at 25 °C ,and It is the best solution for cyclic use under extreme operating conditions.

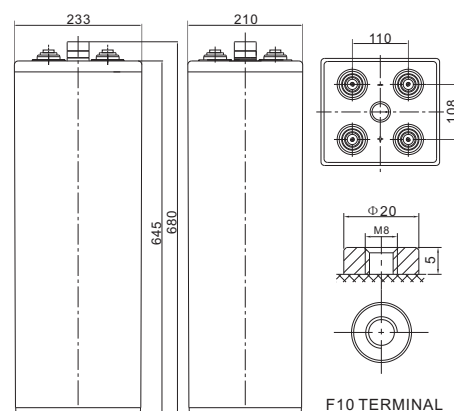


Specification

Cells Per Unit	1
Voltage Per Unit	2
Nominal Capacity	1000Ah@10hr-rate to 1.80V per cell @25°C
Weight	Approx. 77.0 Kg (Tolerance± 1.5%)
Internal Resistance	Approx. 0.45 mΩ
Terminal	F10(M8)
Max. Discharge Current	3800A (5 sec)
Design Life	20 years (floating charge)
Maximum Charging Current	200.0 A
Reference Capacity	C24 1113AH C48 1250AH C72 1258AH C100 1275AH C120 1296AH C240 1318AH
Float Charging Voltage	2.25 V~2.30 V @ 25°C Temperature Compensation: -3mV/°C/Cell
Cycle Use Voltage	2.35 V~2.40 V @ 25°C Temperature Compensation: -4mV/°C/Cell
Operating Temperature Range	Discharge: -40°C~60°C Charge: -20°C~50°C Storage: -40°C~60°C
Normal Operating Temperature Range	25°C±5°C
Self Discharge	RITAR Valve Regulated Lead Acid (VRLA) batteries can be stored for up to 6 months at 25°C and then recharging is recommended. Monthly Self-discharge ratio is less than 2% at 25°C.Please charged batteries before using.
Container Material	A.B.S. UL94-HB, UL94-V0 Optional.

Dimensions

Unit: mm



Length	233±1mm (9.17 inches)
Width	210±1mm (8.27 inches)
Height	645±1mm (25.4 inches)
Total Height	680±1mm (26.8 inches)
Torque Value	10~12 N*m

Constant Current Discharge Characteristics : A(25°C)

F.V/ Time	30min	1h	2h	3h	4h	5h	6h	8h	10h	20h
1.90V	492.0	390.0	275.0	208.6	171.0	147.8	133.0	103.8	89.00	46.73
1.87V	550.0	430.0	295.0	221.2	180.5	155.4	141.0	108.6	93.00	48.83
1.83V	630.0	480.0	320.0	235.7	190.0	162.2	146.0	113.5	97.00	50.93
1.80V	700.0	520.0	332.0	242.5	193.8	166.0	150.0	116.4	100.0	52.50
1.75V	780.0	557.0	347.0	252.2	197.0	170.0	153.0	118.3	102.0	53.55
1.70V	860.0	575.0	357.0	257.1	200.5	172.0	155.0	119.3	103.0	54.08
1.65V	887.0	611.0	369.0	264.0	203.3	174.0	157.0	120.3	104.0	54.60
1.60V	925.0	632.0	383.0	275.0	209.0	177.0	159.0	121.3	105.0	55.13

Constant Power Discharge Characteristics : WPC(25°C)

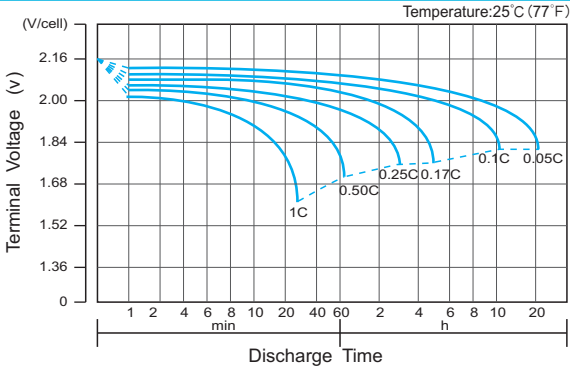
F.V/ Time	30min	1h	2h	3h	4h	5h	6h	8h	10h	20h
1.90V	941.7	748.7	531.6	404.0	334.7	291.0	263.0	207.6	181.4	95.23
1.87V	1036	813.0	563.8	423.1	352.8	305.0	278.0	216.3	189.2	99.30
1.83V	1161	886.4	600.0	445.2	369.8	317.0	287.0	224.1	195.9	102.9
1.80V	1268	945.7	620.1	455.3	376.9	324.0	294.0	228.9	200.8	105.4
1.75V	1376	987.9	640.2	469.3	381.9	332.0	299.0	231.8	203.7	106.9
1.70V	1475	998.0	656.3	477.4	387.9	335.0	302.0	233.8	205.6	108.0
1.65V	1500	1042	674.4	487.4	393.0	338.0	305.0	235.7	206.6	108.5
1.60V	1519	1074	690.4	503.5	403.0	341.0	307.0	236.7	207.6	109.0

(Note) The above characteristics data are average values obtained within three charge/discharge cycle not the minimum values.

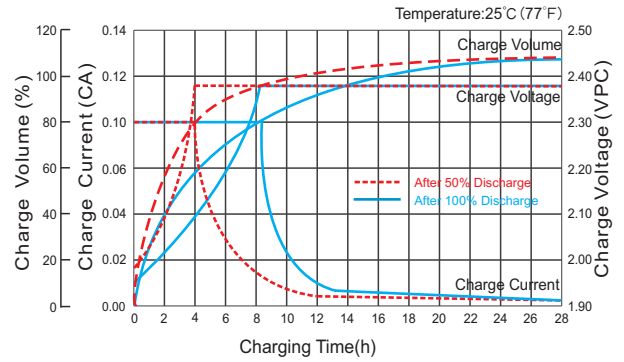
OPzV2-1000(2V1000Ah)



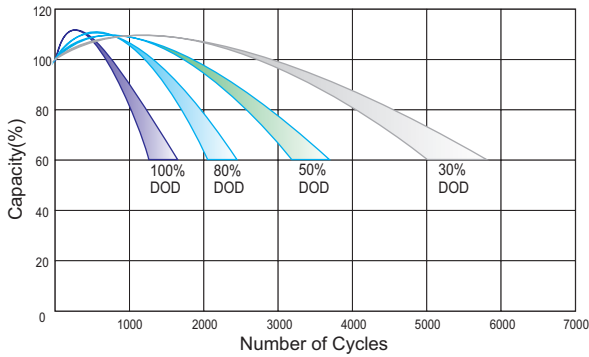
Discharge Characteristics Curve



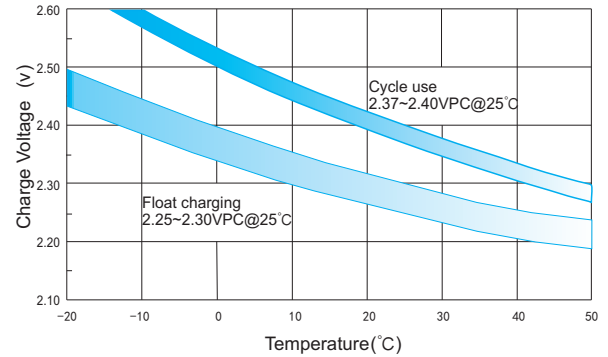
Charge Characteristic Curve for Cycle Use(IU)



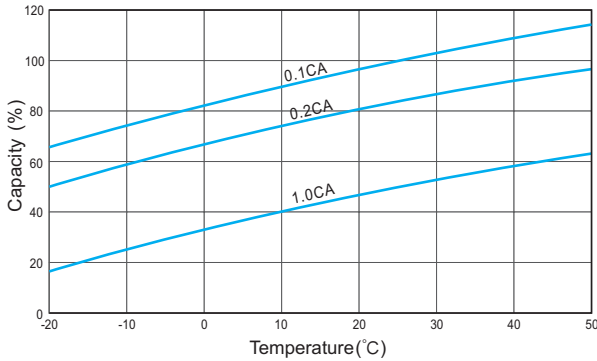
Cycle Life in Relation to Depth of Discharge



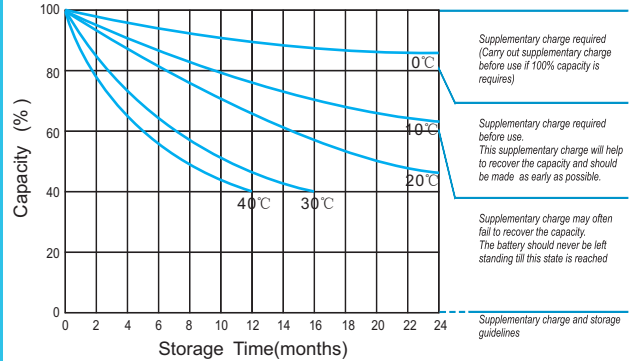
Relationship Between Charging Voltage and Temperature



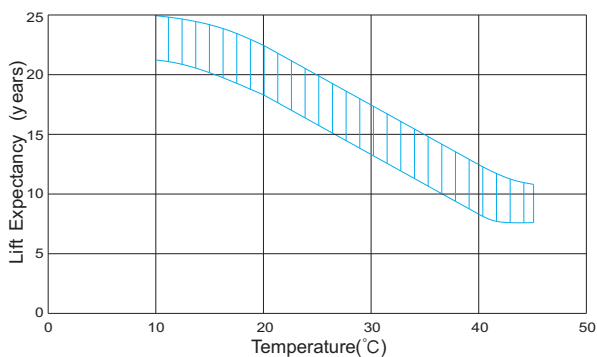
Temperature Effects on Capacity



Storage Characteristics



Effect of Temperature on Long Term Life



Relationship of OCV And State of Charge(20°C)

